

# COLBERT COUNTY SCHOOLS EMERGENCY REMOTE ASSIGNMENTS

3Cs


CURRICULUM, CHARACTER, COMMUNITY

A vibrant graphic with a dark blue grid background. In the center is a green chalkboard with an orange frame, displaying the word "KINDERGARTEN" in white. Surrounding the chalkboard are various school-related items: a pair of green-handled scissors with orange blades at the top left; a blue crayon and an orange crayon to the left; a gold medal with a star on a green ribbon to the right; a red apple below the medal; a globe on an orange stand in front of the chalkboard; a pink and blue backpack at the bottom left; three markers (orange, pink, yellow) at the bottom center; and a large gold trophy on a blue base at the bottom right. A yellow rectangular bar is positioned above the chalkboard.

**KINDERGARTEN**

Circle the biggest object in each set.

1




2



Circle the smallest object in each set.

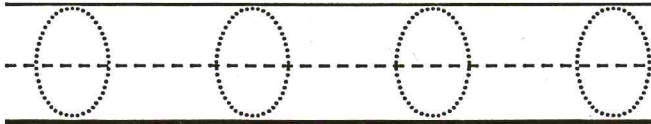
3



4




5 Trace the number. Then write the number four times.



Circle the lowercase letter that goes with the given capital letter.

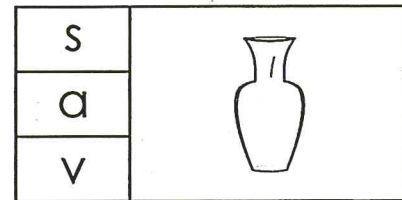
6



7



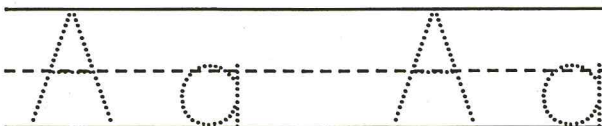
8 Say the name of the picture. Circle the letter that makes its beginning sound.



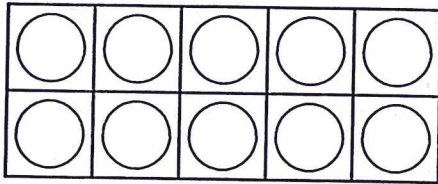
9 Color or circle the picture that starts with *a* as in *ant*.



10 Trace each letter. Then write each letter two times.




1 Color 9 circles in the ten-frame.



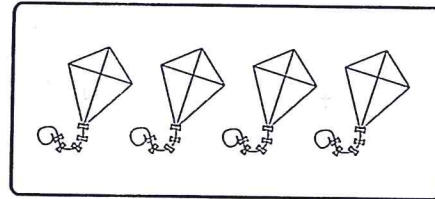
2 Write the numbers that come next.

18, 19, 20, \_\_\_\_\_, \_\_\_\_\_, \_\_\_\_\_

3 Draw 3 apples in the box.




4 Write the number of objects.



\_\_\_\_\_

5 Trace the number. Then write the number four times.




Mark the number of syllables, or parts, for each picture.

6




- (A) 1
- (B) 2
- (C) 3

7



- (A) 1
- (B) 2
- (C) 3

8 Circle the word that matches the picture.




san  
son  
sun

9 Color or circle the picture that starts with *b* as in *ball*.

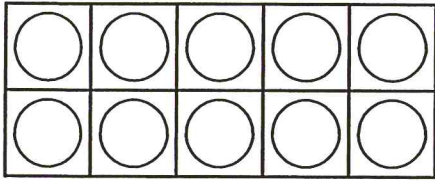


10 Trace each letter. Then write each letter two times.





- 1 Color 4 circles in the ten-frame.



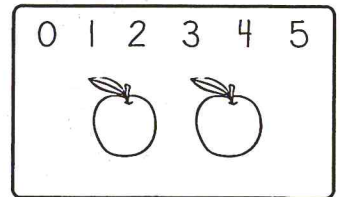
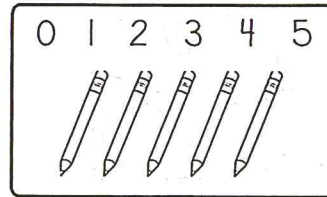
- 2 Add.

$$\begin{array}{r} 1 \\ + 1 \\ \hline \end{array}$$


$$\begin{array}{r} 5 \\ + 4 \\ \hline \end{array}$$

$$\begin{array}{r} 4 \\ + 2 \\ \hline \end{array}$$


- 3 Circle the number of objects in each box.



- 4 Draw a tree next to the house.



- 5 Trace the number. Then write the number four times.



- 6 Write the numbers 1, 2, and 3 to show the order of events.



- 7 Choose the best punctuation mark to end the sentence.

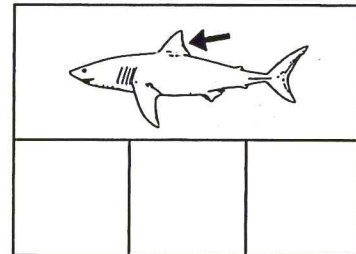
Sam went to the park\_\_

(A) .

(B) ?

(C) !


- 8 Write the beginning, middle, and ending sound for the picture.



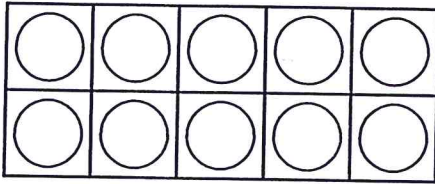
- 9 Color or circle the picture that starts with c as in cat.



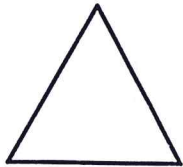
- 10 Trace each letter. Then write each letter two times.



1 Color 8 circles in the ten-frame.

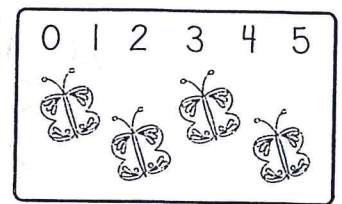
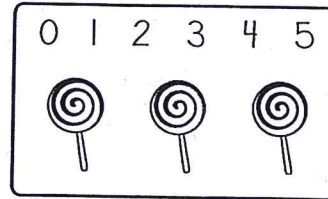


2 Mark the name of the plane shape.




- (A) circle
- (B) square
- (C) triangle

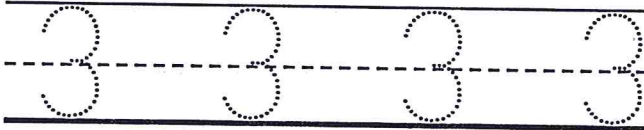
3 Circle the number of objects in each box.



4 Write the number of objects.



5 Trace the number. Then write the number four times.




Read each sentence. Color or circle the picture that tells about the sentence.


6 I like the hat.



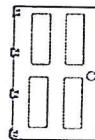
7 The sun is hot.



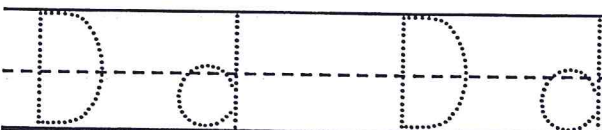
8 Say the name of the picture. Circle the letter that makes its ending sound.



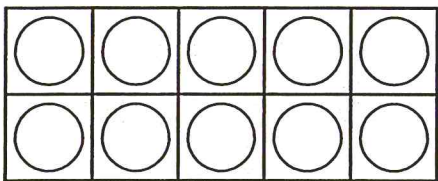
9 Color or circle the picture that starts with *d* as in *dog*.



10 Trace each letter. Then write each letter two times.



1 Color 3 circles in the ten-frame.



2 Subtract.

$$\begin{array}{r} 5 \\ - 1 \\ \hline \end{array}$$


$$\begin{array}{r} 3 \\ - 3 \\ \hline \end{array}$$

$$\begin{array}{r} 4 \\ - 2 \\ \hline \end{array}$$


3 Circle the number that is greater.

8      5

4 Write the number of objects.




5 Trace the number. Then write the number four times.

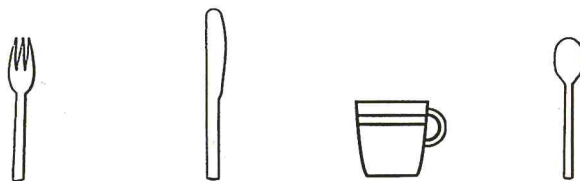


Read the sentence. Then draw a picture in the box to match the sentence.


6 Gus has a red hat.




8 Write an **X** over the picture that does not belong.



9 Color or circle the picture that starts with *e* as in *egg*.



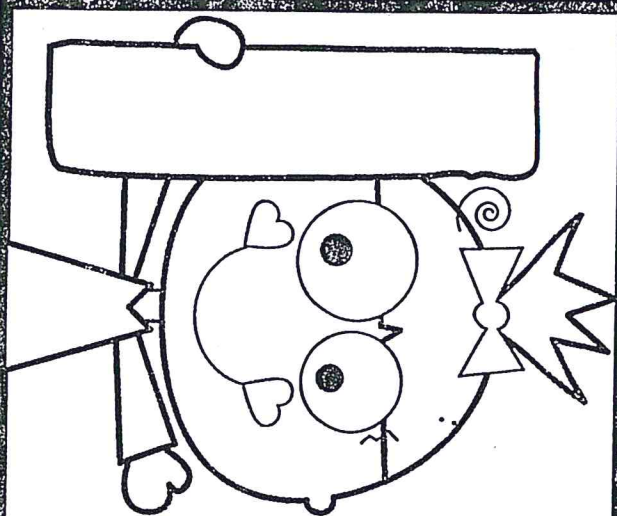
10 Trace each letter. Then write each letter two times.






Name: \_\_\_\_\_

Cut out and sort.



1

--	--	--	--




2


--	--	--	--



=



—









Name: \_\_\_\_\_





Cut out and sort.



3



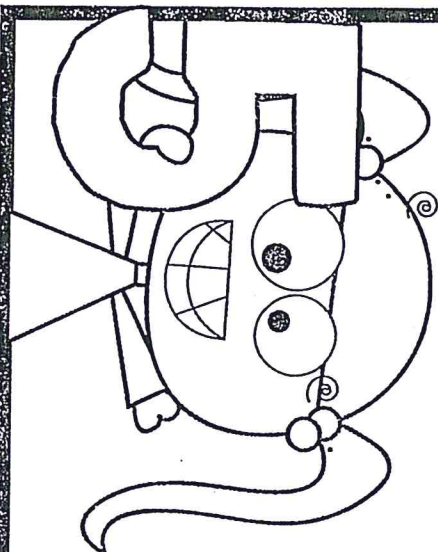
4





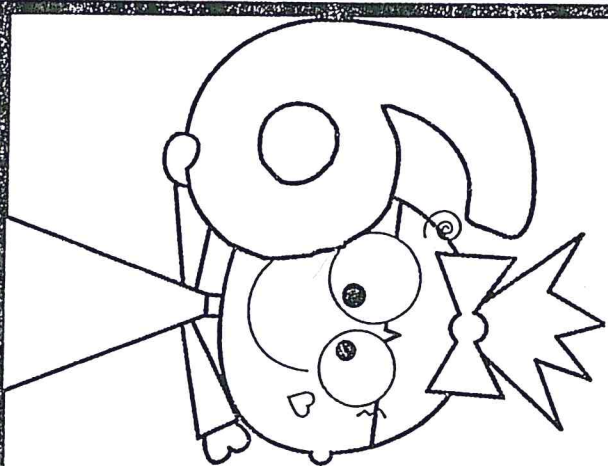
Name: \_\_\_\_\_

Cut out and sort.








5

--	--	--	--



9

--	--	--	--

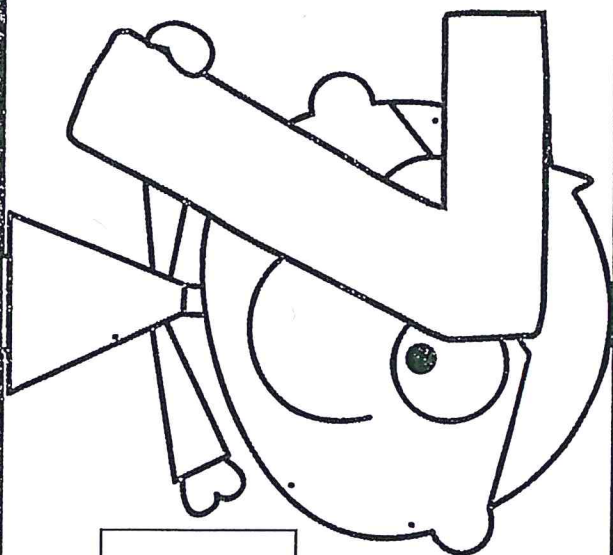







Name: \_\_\_\_\_




Cut out and sort.



7

8





Name: \_\_\_\_\_

Cut out and sort.

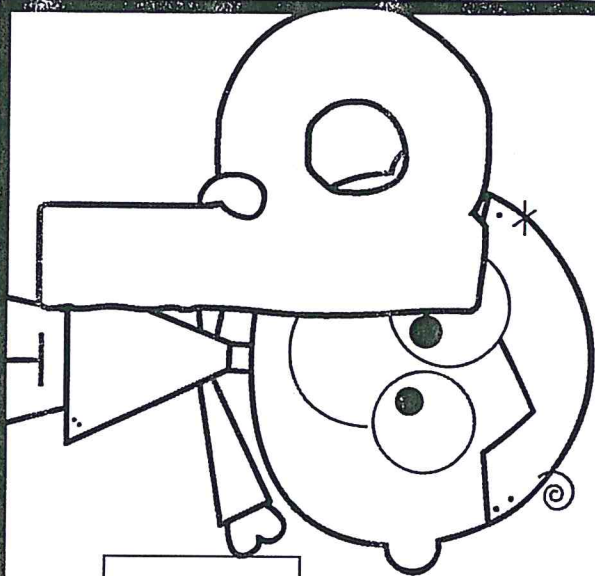


Illustration of a boy with a large lowercase letter 'a' on his head, holding a sign. Below the illustration are four empty rectangular boxes for sorting.

a




Illustration of a boy with a large lowercase letter 'o' on his head, holding a sign. Below the illustration are four empty rectangular boxes for sorting.

o

